ELEVATIONS IN FEET - N.A.V.D.

29°59'57.502" 90°4'7.201" (U)
BOR. 10-LKCU (06-23)
STA. 39+18.50 EAST B/L
ON B/L

Date: 7/17/2006



PLASTICITY CHART

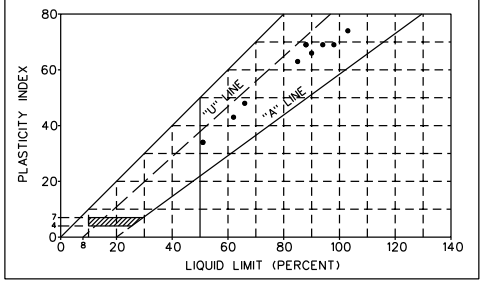

SHEAR STRENGTH DATA

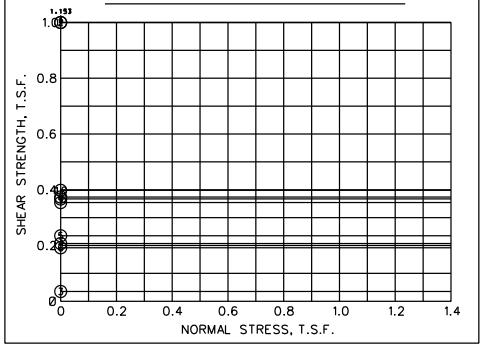

TABULAR TEST DATA

ENVELOPE NO.	ENVELOPE EL.	TYPE	STRENGTH Φ	STRENGTH C or Pc-TSF	CLASS
1	2.4	Q	0.0	1.133	CH
2	-2.8	Q	0.0	1.157	CH
3	-5.0	Q	0.0	0.035	CH
4	-10.0	Q	0.0	0.207	CH
5	-10.8	Q	0.0	0.235	CH
6	-13.0	Q	0.0	0.192	CH
7	-45.0	Q	0.0	0.354	CH
8	-46.8	Q	0.0	0.374	CH
9	-50.0	Q	0.0	0.367	CH
10	-53.0	Q	0.0	0.398	CH
11	-14.0	S	0.0	0.000	CH
12	-13.5	C	0.0	1.420	CH
13	-45.5	C	0.0	1.660	CH

NOTES

○ - (UC) UNCONFINED COMPRESSION TEST
■ - (Q) UNCONSOLIDATED - UNDRAINED TRIAXIAL SHEAR TEST (3 POINT)
□ - (q) UNCONSOLIDATED - UNDRAINED TRIAXIAL SHEAR TEST (1 POINT)
▲ - (R) CONSOLIDATED - UNDRAINED TRIAXIAL SHEAR TEST
◇ - (S) CONSOLIDATED - DRAINED DIRECT SHEAR TEST

ω_P ω_N ω_L ATTERBERG LIMITS

BORING WAS TAKEN WITH A 5 INCH DIAMETER STEEL TUBE PISTON TYPE SAMPLER.
FOR SOIL BORING LEGEND SEE PLATE A.
FOR LOCATION OF BORINGS SEE PLATE
FOR DETAILED TEST DATA SEE

US ARMY CORPS OF ENGINEERS
NEW ORLEANS DISTRICT

MARK	DESCRIPTION	DATE	APPR.	MARK	DESCRIPTION	DATE	APPR.

U.S. ARMY ENGINEER DISTRICT
CORPS OF ENGINEERS
MISSISSIPPI VALLEY DIVISION

DESIGNED BY: | DATE: | SOLICITATION NO.:
DWN BY: | CKD BY: | CONTRACT NO.:
SUBMITTED BY: | FILE NAME: | FILE NUMBER:
SIZE: | PLOT SCALE: | PLOT DATE:

SHEET IDENTIFICATION NUMBER